



# Archer®

## Beam Gate

### Rapid deployment in all settings to secure perimeters

The Archer® Beam Gate is the easiest active gate in the world to deliver, set up, and install.

Its patented design can be a standalone product or used with MERIDIAN®'s Archer® 1200 barriers, either to extend the linear coverage or with serpentine configurations.

The Archer® Beam Gate is ideal for events, check points, and construction sites, or for porting venues such as military installations, ports, mining sites and projects where electricity is not available.

Whether manned or locked, the gate can be used by authorized personnel.

Modular design which can expand from approx. 4-6m

Easy manual operation

Maintenance free

One-person deployment

No electricity

No hydraulics

No batteries

Rent or purchase

Works in all climates

Customizable with logos and colours of your choice

Integrate with all MERIDIAN® products, specifically the SAFETY Act-certified Archer® 1200 barriers

Transported on MERIDIAN®'s drop deck trailer – exclusively or in combination with Archer® 1200 barriers

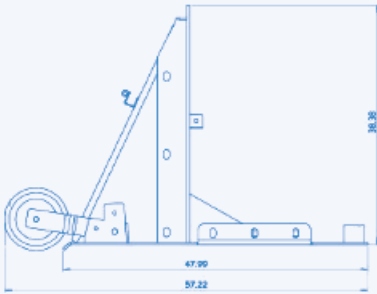
Engineered certified and rated

Non-lethal

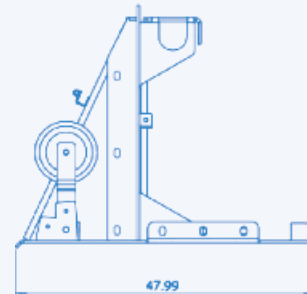
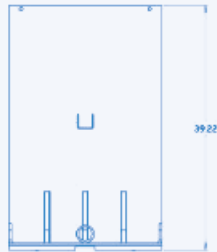
100% Made in America from American steel

Full ballistic capabilities for armor piercing 50 caliber rounds


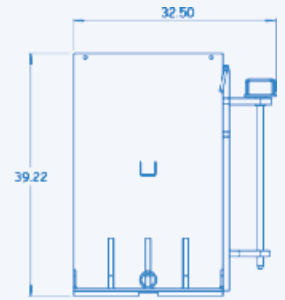




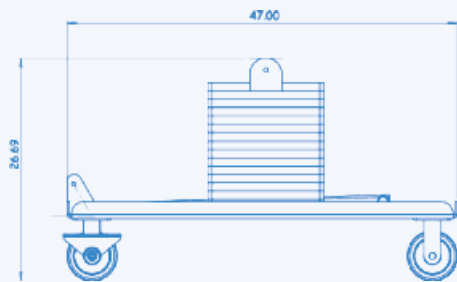
**BARRIER**  
2 Barriers | 270 kg each



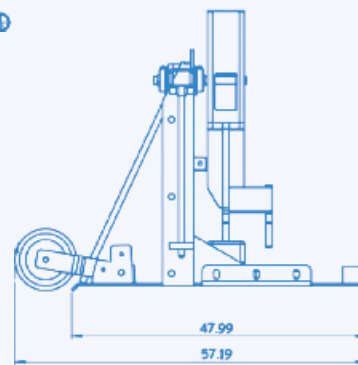
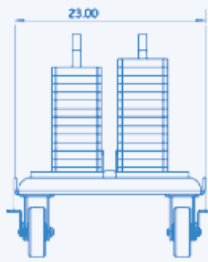
**RECEIVER BARRIER**  
1 Barrier | 317 kg



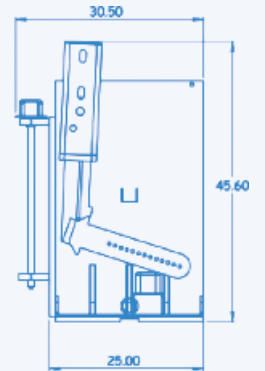
**BEAMS**  
2 Beams | 14 kg each



**ARCHER® DOLLY AND COUNTERWEIGHTS**  
1 Dolly | 385 kg



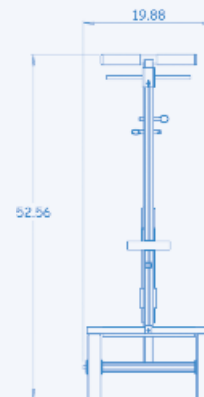
**PIVOT ARM BARRIER**  
1 Barrier | 385 kg



**NETTING**  
1 Net | 45 kg



**MARKETING FRAME**  
4 Frames | 4.5 kg each



**ARCHER® HAULER**  
1 Hauler | 9 kg

